

NORTHMOOR COMMUNITY SURVEY REPORT

July 2023



Community First Oxfordshire

South Stables, Worton Rectory Farm,
Worton, Witney, OX29 4SU

P: 01865 883488

W: www.communityfirstoxon.org

Registered in England Company no. 2461552 Registered charity no. 900560

Contents

ABOUT COMMUNITY FIRST OXFORDSHIRE.....	3
COMMUNITY-LED PLANNING	3
AIMS OF THE COMMUNITY SURVEY	3
DISTRIBUTION AND RESPONSE	3
HEADLINE FINDINGS	4
NARRATIVE OVERVIEW	5
DEMOGRAPHIC OVERVIEW.....	5
MOST POPULAR TOPICS (by respondent numbers).....	5
RECOMMENDATIONS	6
NEXT STEPS 7	
DETAILED SURVEY RESULTS	8
PART 1 – LIVING IN THE PARISH.....	8
PART 2 - COMMUNITY	9
PART 3 – ENVIRONMENT AND SUSTAINABILITY	16
PART 4 – ROADS, TRAFFIC, TRANSPORT, AND PERSONAL SAFETY	18
PART 5 – HOUSING AND DEVELOPMENT.....	20
PART 6 – FURTHER COMMENTS, IDEAS, AND OPINIONS.....	22
PART 7 – BACKGROUND INFORMATION.....	24
PART 8 – GETTING INVOLVED WITH THE COMMUNITY PLAN	26

ABOUT COMMUNITY FIRST OXFORDSHIRE

CFO is a community development charity. We help communities and individuals to identify issues that affect them and find their own solutions. We support and advise volunteer-led actions in Oxfordshire, helping hundreds of volunteers fulfil many roles in their communities. We support the principles of Asset-based Community Development. We think that stronger, more sustainable communities are built using the skills and gifts that people already have.

COMMUNITY-LED PLANNING

CFO is funded by West Oxfordshire District Council **to support community groups undertaking a Community-led Plan (CLP)**. Our team has supported over 100 Oxfordshire communities in carrying out CLP's and related social action projects.

Community Led Planning (CLP) is an inclusive and effective, step by step comprehensive planning tool that is structured to support and empower a community to reflect upon, research, identify and address a range of different social, economic, environmental, and cultural issues. These might include land use, housing issues, community facilities, play areas, transport and services, or responses to COVID-19 related challenges.

The community of Northmoor is currently undertaking a Community-Led Plan.

AIMS OF THE COMMUNITY SURVEY

A comprehensive community survey is one of the key means of finding out what residents think about a range of issues.

The survey is an important part of the evidence base underpinning the plan, with the results helping guide the next stage of plan-making, including the discussion of priorities and the drafting of the CLP Action Plan.

CFO, liaising with the CLP Steering Group, prepared the survey questions, analysed the survey returns and produced this report. CFO also created a Survey Monkey version of the survey to facilitate online responses.

DISTRIBUTION AND RESPONSE

In order to carry out the Community Survey, 100 questionnaires were delivered to Northmoor residences and businesses in June 2023 by volunteers from the Northmoor Community Led Plan Steering Group and an online version of the survey was shared with residents.

The survey deadline was 9 July 2023.

**96 surveys were returned – 87 online and 9 via hard copy.
At least 77 of the responses were completed on behalf of a household so a minimum of 40% of the households in the village took part in the survey and are represented in the results.**

HEADLINE FINDINGS

The following tables give an overview of responses to selection of survey questions. A detailed breakdown of responses to all questions can be found in the next section - **Detailed Findings**.

Top 3 things (by first priority) that people like about living in Northmoor	<ul style="list-style-type: none"> - Sense of community / general friendliness - Proximity to countryside / nature / wildlife - Quiet and peaceful 	Top 3 things (by first priority) that people dislike about living in Northmoor	<ul style="list-style-type: none"> - State of roads / potholes - No village shop - Lack of public transport
34% of respondents feel FAIRLY INVOLVED IN VILLAGE LIFE			
Improved playground facilities for 7–12-year-olds and improved playground facilities for under 6-year-olds were the MOST STRONGLY SUPPORTED FACILITIES FOR YOUNG PEOPLE			
<p>The most popular good neighbour initiative that people would support, if possible, in Northmoor:</p> <p>VILLAGE RESPONSE PLAN FOR EMERGENCIES – POWER CUTS, FLOODING ETC.</p>			
If it was possible, people would like to see the following facilities in the parish (joint top choice)	<ul style="list-style-type: none"> - Village shop - Cycle track/walking circuit to adjoining villages - Village Christmas tree 	Top 4 measures (by ‘most important’) that would benefit the village environment	<ul style="list-style-type: none"> - maintenance of public hedges/verges - Removal of litter - Restriction of parking on verges and public spaces - Traffic calming
<p>82% of respondents use their own/family car weekly.</p> <p>76% of respondents walk weekly.</p>			
PUBLIC FOOTPATHS FOLLOWED BY THE COMMUNITY BUS were rated as the MOST IMPORTANT transport facilities			
<p>Top 3 road, traffic, and parking concerns</p> <ul style="list-style-type: none"> - Potholes - Speed of vehicles through village - Safety for pedestrians (the lack of footpaths was mentioned in the comments section) 			
25% of respondents wish to see NO DEVELOPMENT OF NEW HOUSING and 53% only LIMITED DEVELOPMENT OF NEW HOUSING in the next decade.			
Top 3 TYPES of future housing development	<ul style="list-style-type: none"> - 1–2-bedroom homes - 3+ bedroom homes - Shared ownership homes 	Most supported sites for new housing development	<ul style="list-style-type: none"> - Land already occupied (rebuild) - Sympathetic to Conservation Area - By buildings e.g., farm buildings (brownfield sites)

NARRATIVE OVERVIEW

DEMOGRAPHIC OVERVIEW

96 responses representing at least 77 households responded to the survey through online and hard copy versions. This is a minimum of 40% of community households – recorded as 190 households in the 2021 Census. Of the 96 residents, 77 provided information about their household. The largest age group represented are residents between the ages of 45-64 (37 females and 32 males). The most underrepresented group are those who are 85 and over, especially females, who have no respondents in this category. The next largest age groups in the census are the 16-24 and 65-74 age categories who are slightly under-represented in the survey response, especially male respondents. It is suggested that targeted outreach to these groups (especially 85 and over) would be useful to gain additional views on their perspective of village life.

MOST POPULAR TOPICS (by respondent numbers)

The first question which asked, 'what three things do you most like about living in the parish,' received the most responses suggesting that overall, people value where they live. The most popular reasons were, "a sense of community," "its proximity to countryside," "the peace and quiet" and "the Red Lion pub." The second question, 'what three things do you least like about living in the parish,' received the next number of responses. Key improvements mentioned were, "road repairs," "a village shop," "the introduction of public transport," "speed restrictions for traffic" and "better sewage/flood control."

Other popular questions asked about people's involvement in village life and how informed residents are about village life. 50 respondents felt fairly or very involved in village life with 36 responding that they were not very involved or not involved at all. Over 40% of respondents do not feel involved so greater engagement/communications with residents could encourage involvement from more people in the community. However, when asked if people would like to help with the community-led plan and/or potential projects related to survey topics, most people did not want to be involved. Additionally, most respondents, (74 of 86 respondents) feel fairly or very informed about village life. This would suggest there are barriers which stop some residents being involved in community life even though they are aware of what is going on.

There was a good response to asking about community facilities with priorities mentioned as a village shop, cycle and walking paths and a village Christmas tree. Responses to questions about transport facilities echoed some of the priorities, with public footpaths, a cycle path and the community bus being noted as important. Other traffic concerns are potholes, vehicle speed through the village and safety of pedestrians.

Questions about the local environment were universally popular with the relative peace, countryside views, green spaces and trees and hedgerows, the village green and wildflower areas and tree planting of importance. Several questions/responses suggested better maintenance or improvements are needed of public verges and hedges, rivers/streams, sewerage maintenance and flood protection.

The housing section received a mixed response. Most respondents want to see limited or no development of new housing in the village. Comments suggest that there is concern that new development will “ruin the rural setting,” or that “improvements to village facilities [and new enterprises] can bring more visitors/traffic which our roads can not sustain.” Others note that, “the village would benefit from being better connected.” Another comment suggests another reason for the reticence about new housing: “our somewhat negative views on new housing development are influenced by the fact that Northmoor is on the floodplain and that the existing sewage infrastructure is already overloaded.” Attitudes towards new housing and development in the village could be further investigated as it appears central to new initiatives.

RECOMMENDATIONS

- Ensure that new/existing initiatives or activities are accessible to the majority of residents, considering the time of week/day, location, cost and transportation etc.

One resident commented: “The survey assumes people have a car or walk to events – [...] It would be helpful if organisers asked if people needed a lift to any event.”

- A community-wide volunteer drive to engage more of the community to help organise events or activities.

A resident commented, “It would be lovely to have more people regularly involved in organising events/things in the community.”

- Research into the viability of a village shop. CFO supports village shops and can connect interested parties to other village shops in Oxfordshire to share learning.
- A Good Neighbour initiative to look at a village response plan for emergencies (flood, power cut etc. and could also include emergency first aid responders). The village has a Parish Flood Report and Emergency Plan for Residents, which could be revisited with the parish council, and a working group established:
 - <https://www.westoxon.gov.uk/media/pgycpn13/northmoor-flood-report.pdf>
 - https://www.northmoor.org.uk/files/ugd/5b58f4_f0fda0a60ea34f4586ea6b3e3201fbb1.pdf
 - [St John Ambulance volunteer community first responders](#)
- Community events such as quiz and film nights and a Christmas event with a village tree.
- Consider an environmental group to look at the upkeep of waterways, green spaces and nature recovery. A community energy initiative could also be considered.
- A ‘20’s Plenty’ group to look at traffic calming and potentially restricting parking on verges in liaison with the county council: <https://www.20splenty.org/>
- Investigate cycle/walking routes to adjoining villages. See Oxfordshire County Council Active Travel initiative: [Oxfordshire County Council Active Travel](#).
- Improved maintenance of roads, pavements and public hedges and verges. Discuss with Oxfordshire County Council.

- Investigate infrastructure needs, such as better sewage control. Discuss with local water company and West Oxfordshire DC.

NEXT STEPS

Once the findings of the Community Survey have been shared a village meeting could be held to discuss priorities, responsibilities, and next steps.

DETAILED SURVEY RESULTS

- Total responses: 96. At least 77 of the responses were completed on behalf of a household so a minimum of 40% of the households in the village took part in the survey and are represented in the results.
- Note: graphs are based on total responses. Where the total is less than 96, a respondent(s) declined to answer the question.
- Comments may have been edited for brevity and to maintain confidentiality.
- Where comments represent 5% or fewer of potential respondents, they have not been recorded.

PART 1 – LIVING IN THE PARISH

1. What three things do you most like about living in the parish?

TOTAL RESPONDENTS = 93

93 respondents, 255 total comments			
Sense of community / general friendliness	57	Proximity to countryside / nature / wildlife	43
Quiet and peaceful	38	Red Lion pub	23
Good/friendly neighbours	15	Nice walks and paths	13
Rural village life	13	Feeling safe / low crime	8
Access to London and other towns	8	Little through traffic	6

2. What three things do you least like about living in the parish?

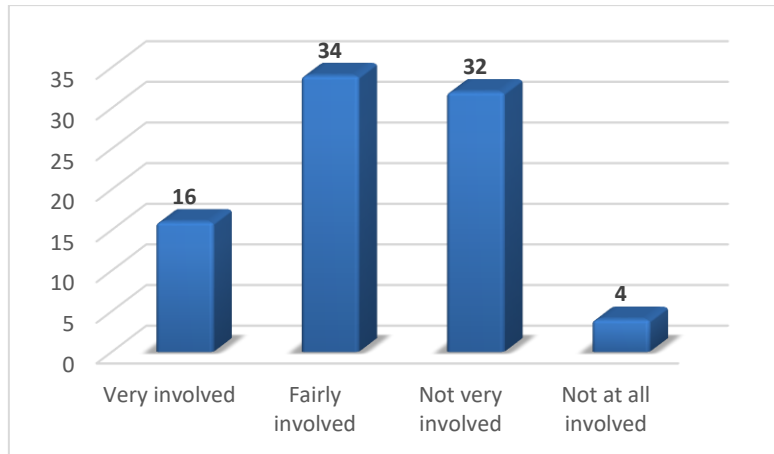
TOTAL RESPONDENTS = 87

87 respondents, 202 total comments			
State of roads / potholes	26	No village shop	23
Lack of public transport	19	Speeding traffic	17
Poor sewage/drainage and risk of flooding	12	Lack of safe footpaths/cycle paths alongside roads/to villages	8
Inflexibility / restricted opening hours of Red Lion pub	7	Dried up brook	7
Speed limits	6	Lack of cycle paths	4

PART 2 - COMMUNITY

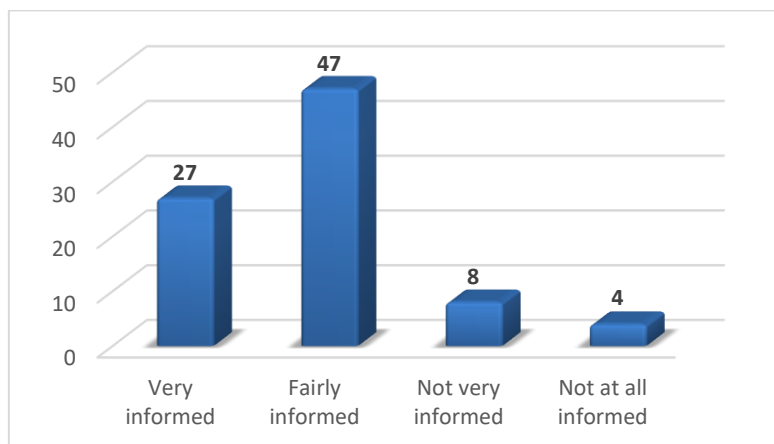
3. How involved do you feel in village life?

TOTAL RESPONDENTS = 86



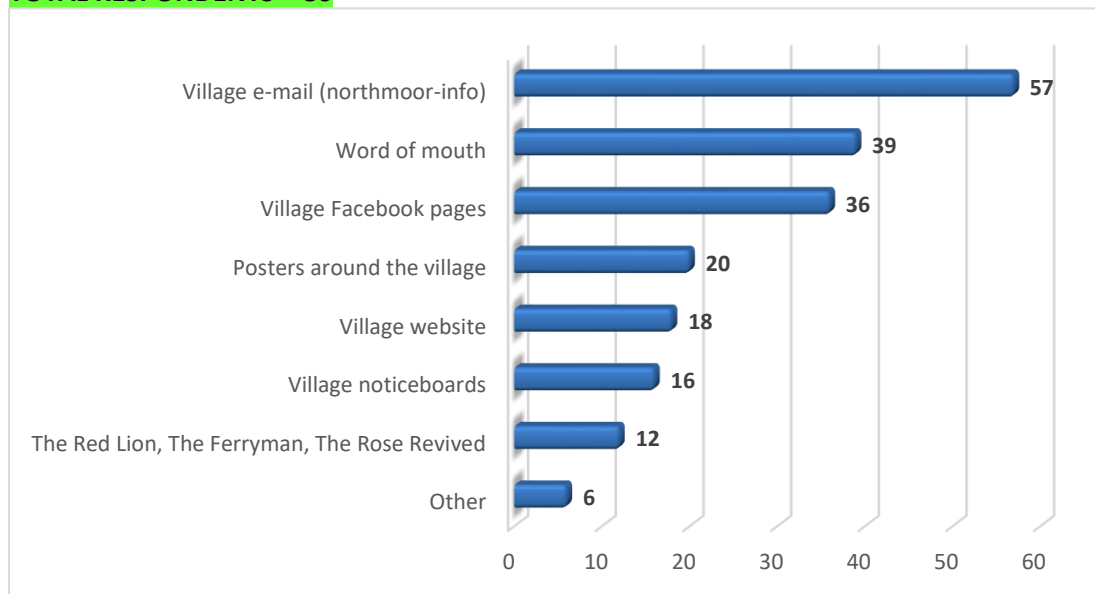
4. How well informed do you feel about village life?

TOTAL RESPONDENTS = 86



5. Which are your preferred ways of finding out about what is happening in and around the parish?

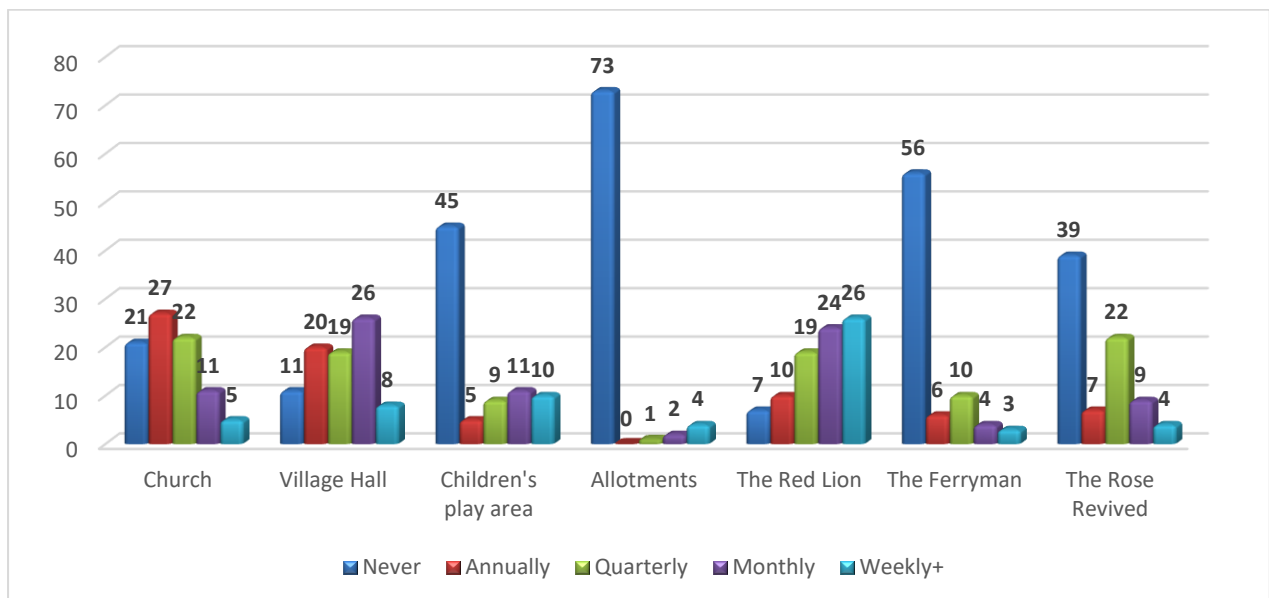
TOTAL RESPONDENTS = 86



Other: Contact magazine; village market; village church; different village emails

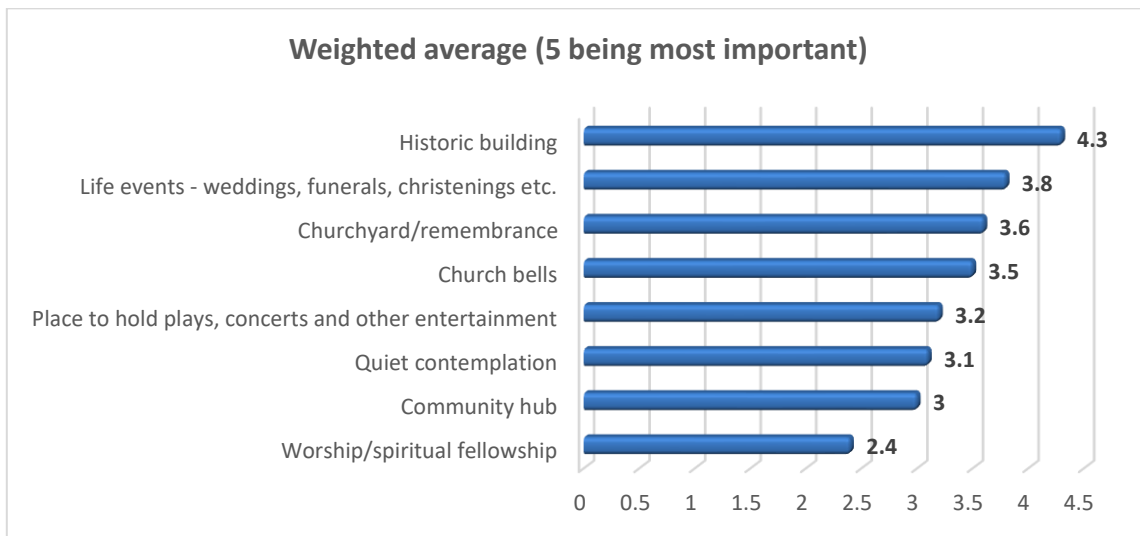
6. How often do you use the following community spaces in the parish?

TOTAL RESPONDENTS = 86



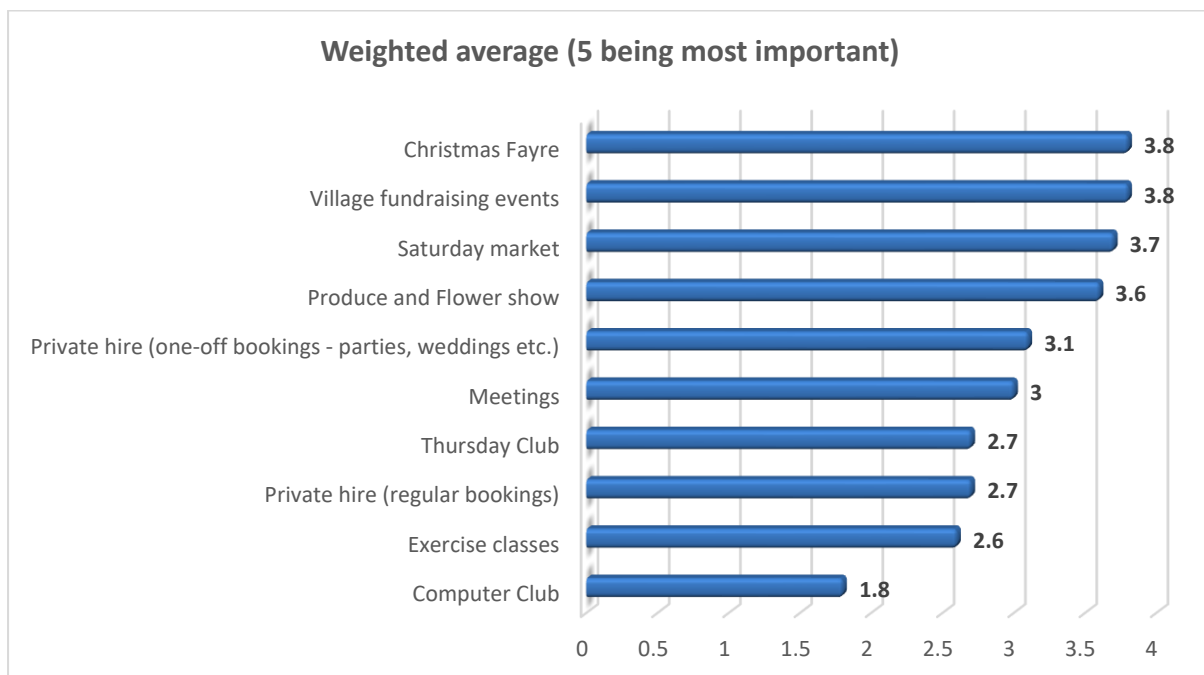
7. How important is St. Denys Church to you for the following uses, on a scale of 1-5: 1 = not important, 5 = very important.

TOTAL RESPONDENTS = 86



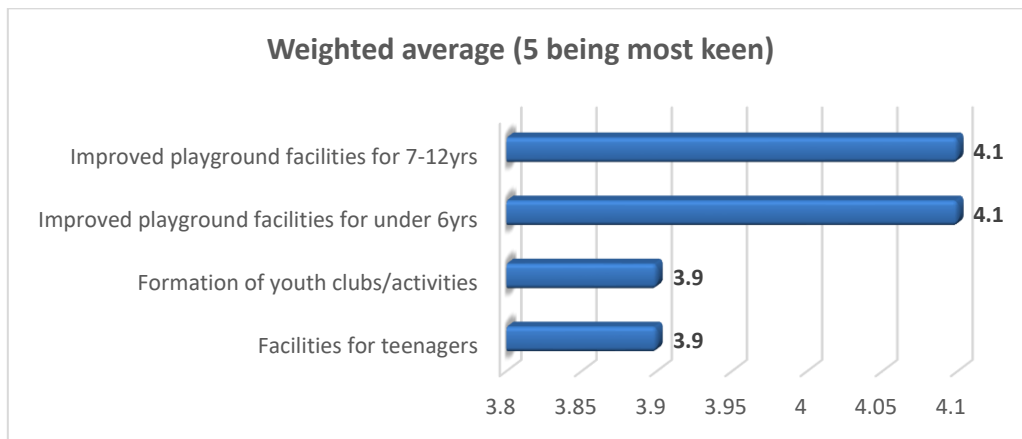
8. How important is the Village Hall to you for the following uses, on a scale of 1-5: 1 = not important, 5 = very important.

TOTAL RESPONDENTS = 86



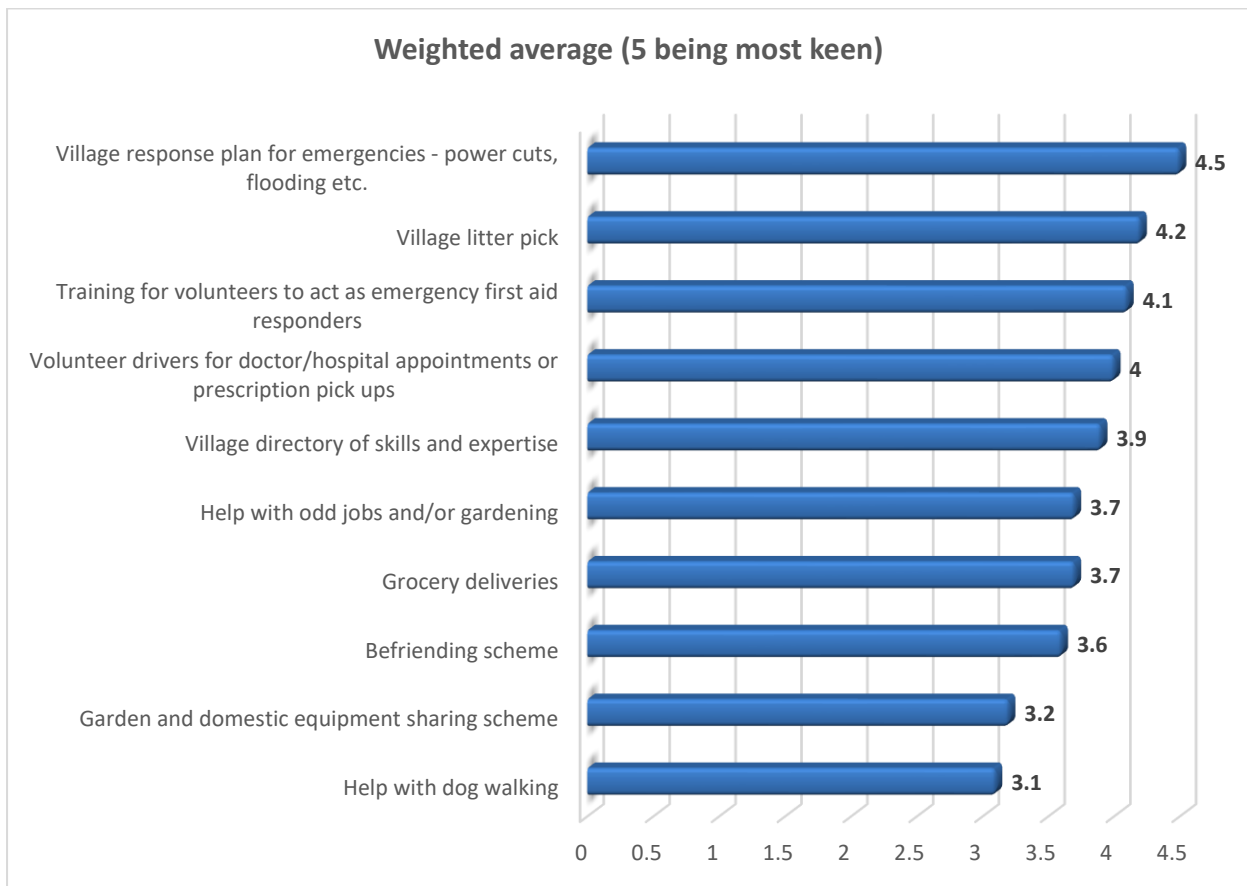
9. How keen are you to see the following facilities for young people in the parish, if they were possible and if money was available, on a scale of 1-5: 1=not at all keen, 5=very keen.

TOTAL RESPONDENTS = 82



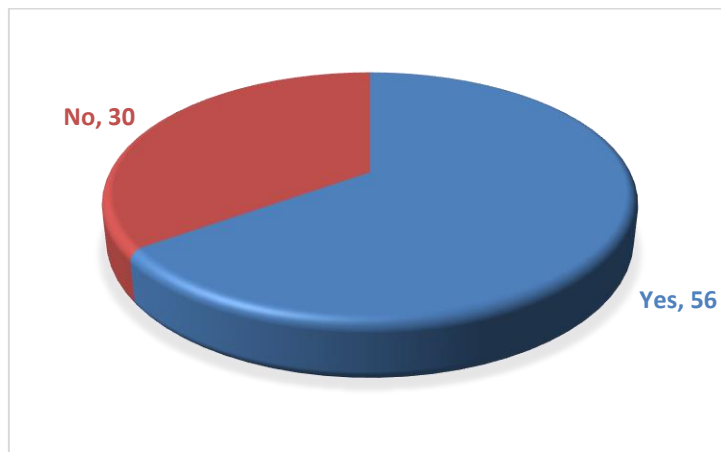
10. How keen are you to see the following good neighbour initiatives in the parish, if they were possible and if money was available, on a scale of 1-5: 1=not at all keen, 5=very keen.

TOTAL RESPONDENTS = 84



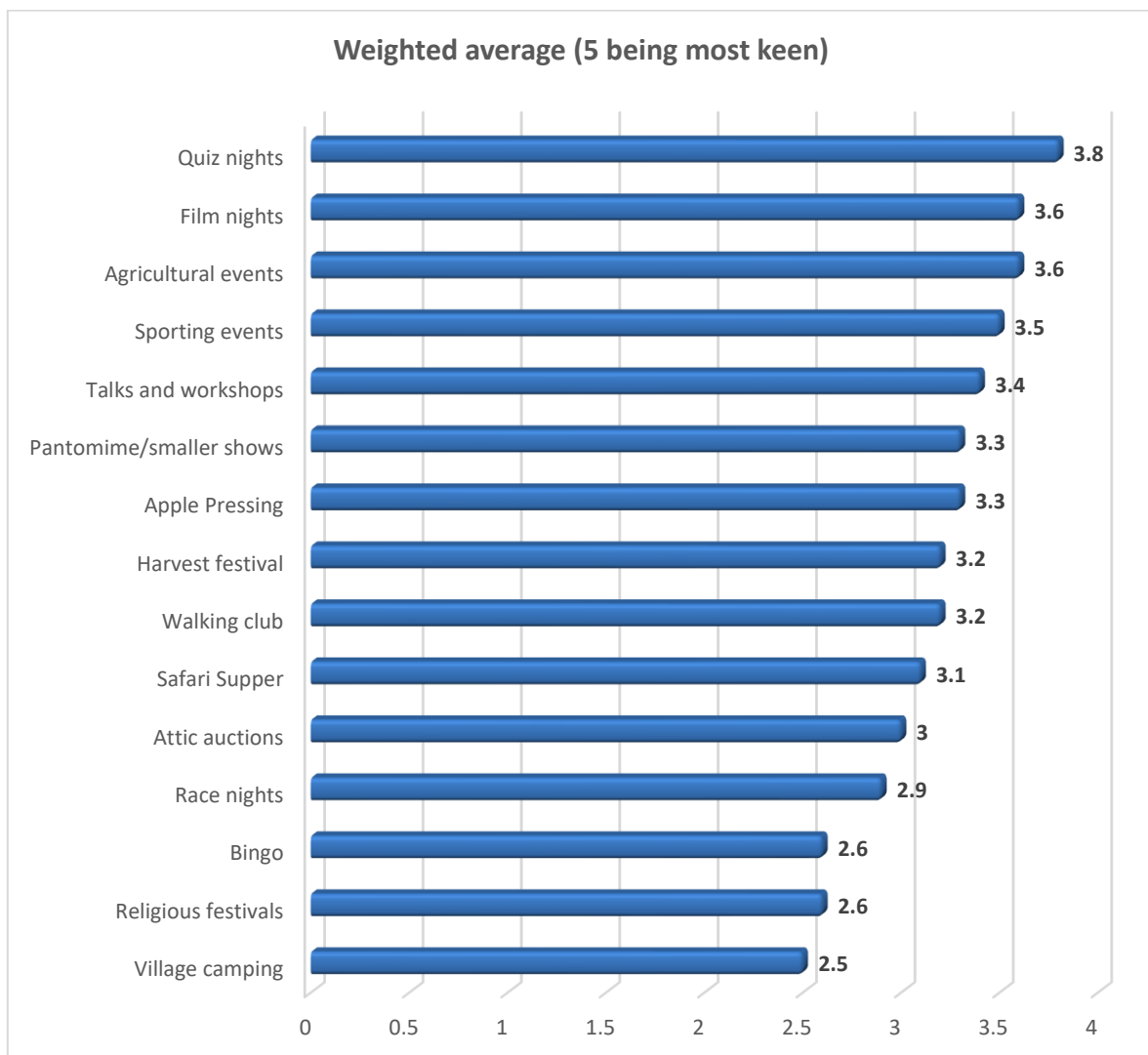
11. Are you aware of the Northmoor Village Trust?

TOTAL RESPONDENTS = 86



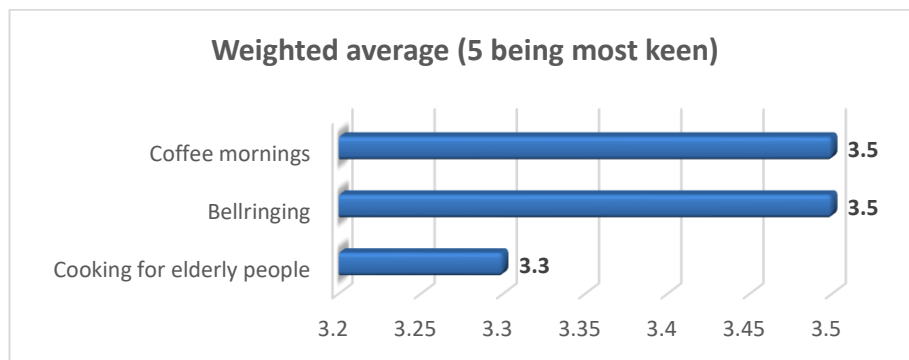
12. If it was possible, how keen would you be to see the following events in the parish, on a scale of 1-5: 1 = not at all keen, 5 = very keen.

TOTAL RESPONDENTS = 82



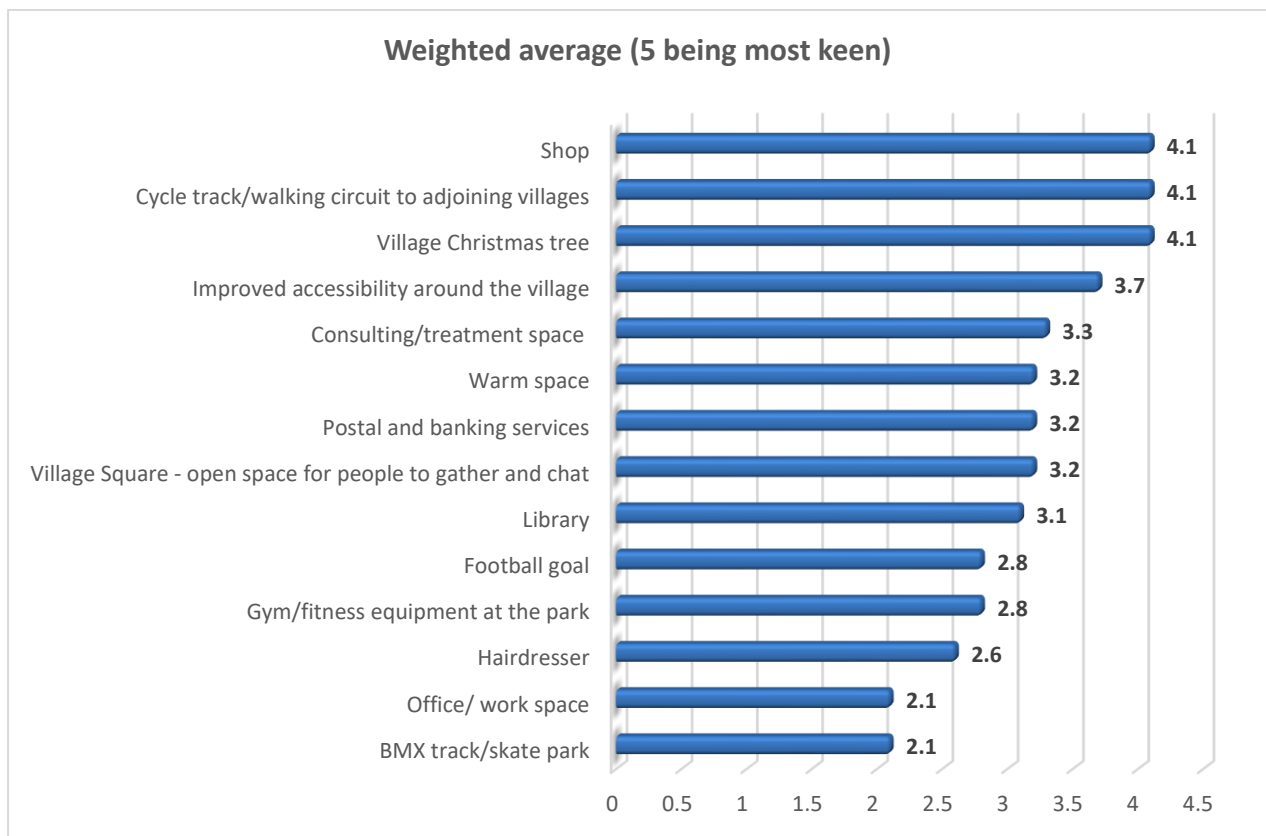
13. If it was possible, how keen would you be to see the following activities in the parish, on a scale of 1-5: 1 = not at all keen, 5 = very keen.

TOTAL RESPONDENTS = 82



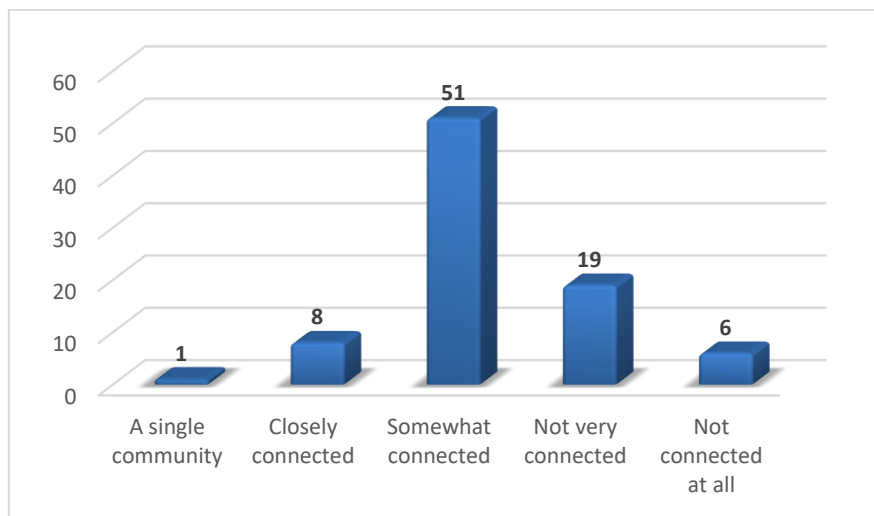
14. If it was possible, how keen would you be to see the following facilities in the parish, on a scale of 1-5: 1 = not at all keen, 5 = very keen.

TOTAL RESPONDENTS = 85



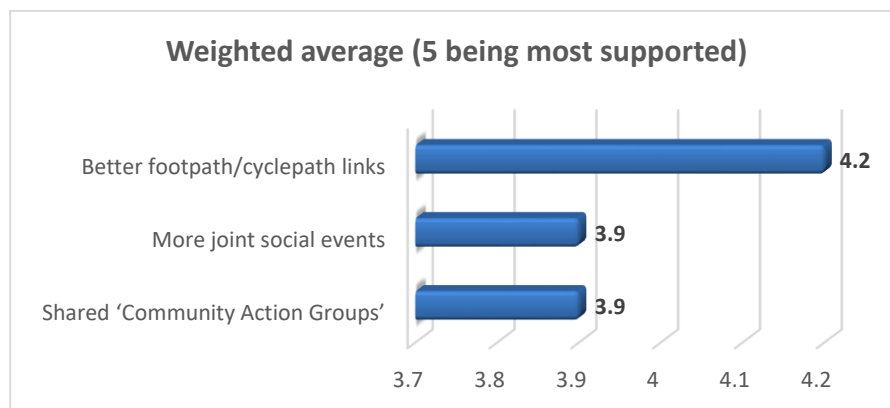
15. Which of the following options comes closest to your experience of connections between Northmoor, Bablock Hythe, Moreton, and Park Farm?

TOTAL RESPONDENTS = 85



16. How strongly would you support these measures to enhance the connections between the communities of Northmoor, Bablock Hythe, Moreton, and Park Farm, on a scale of 1-5: 1 = strongly oppose, 5 = fully support.

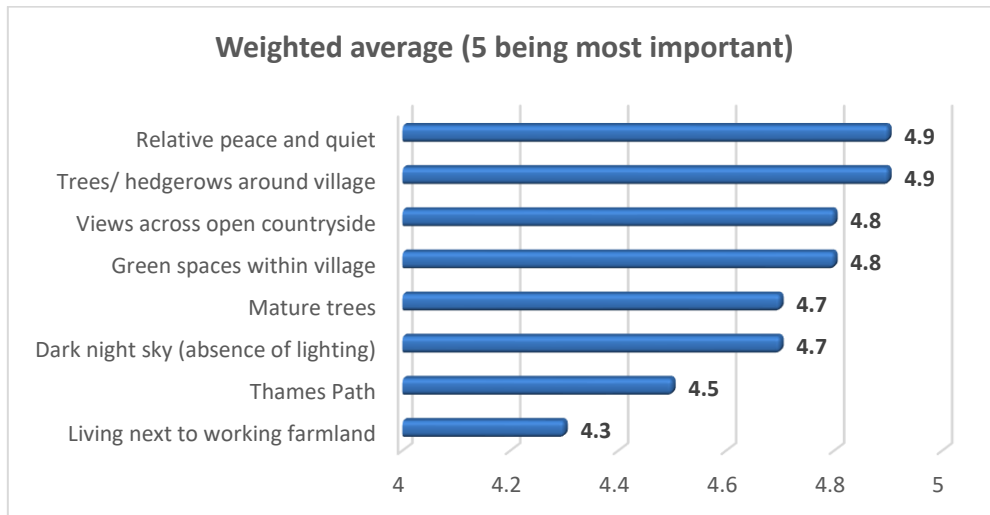
TOTAL RESPONDENTS = 81



PART 3 – ENVIRONMENT AND SUSTAINABILITY

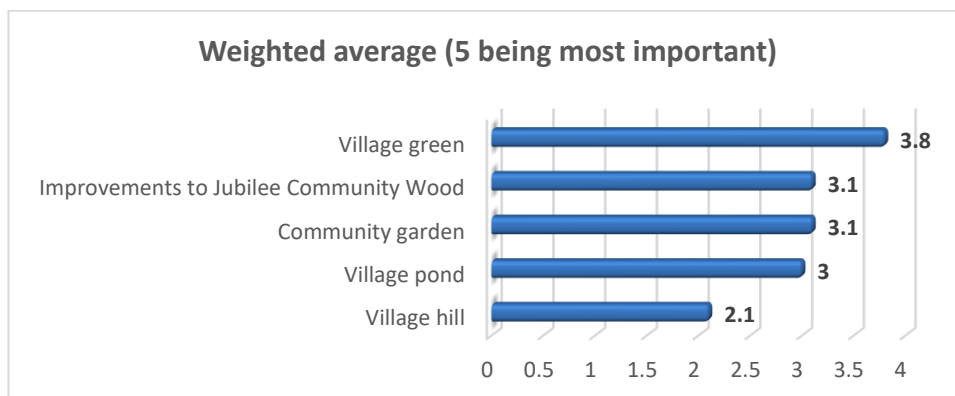
17. How important to your life in the parish are each of the following, on a scale of 1-5: 1 = not at all important, 5 = very important.

TOTAL RESPONDENTS = 82



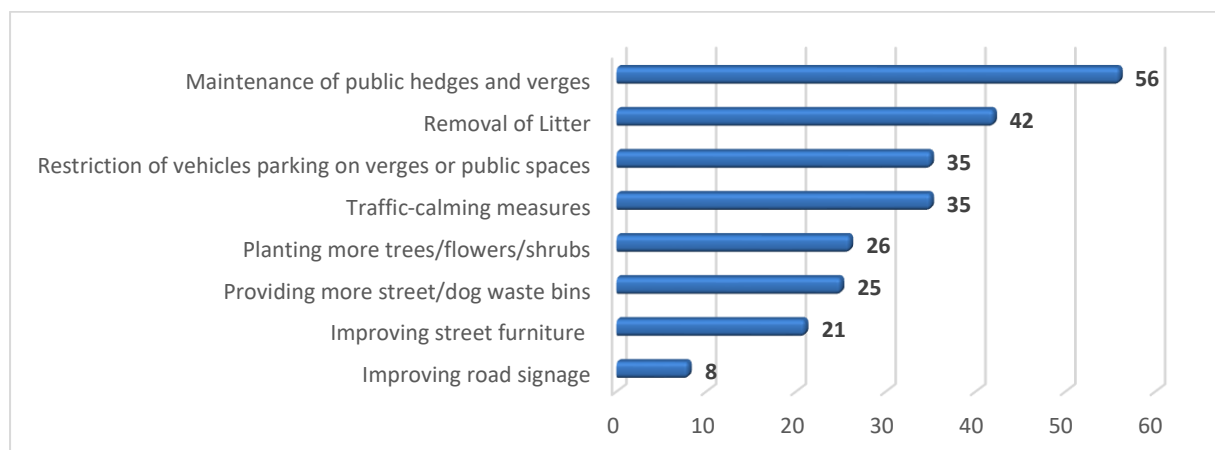
18. Subject to funding and permissions, which of these nature projects do you consider most important for the parish, on a scale of 1-5: 1 = not at all important, 5 = very important.

TOTAL RESPONDENTS = 83



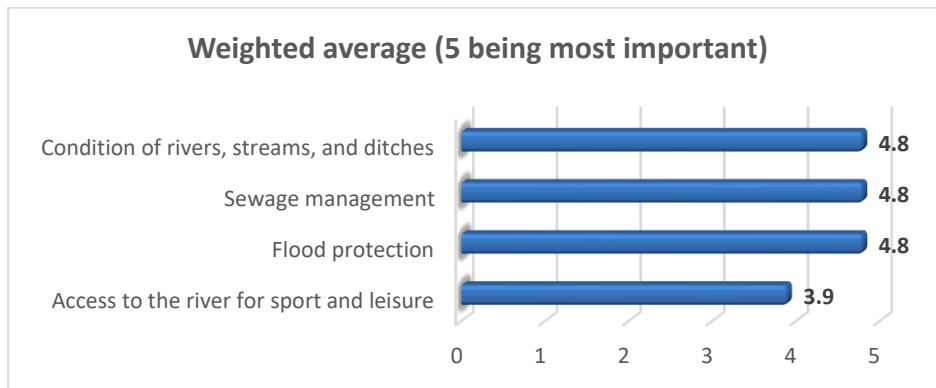
19. Which THREE measures do you think would most benefit the parish environment?

TOTAL RESPONDENTS = 85



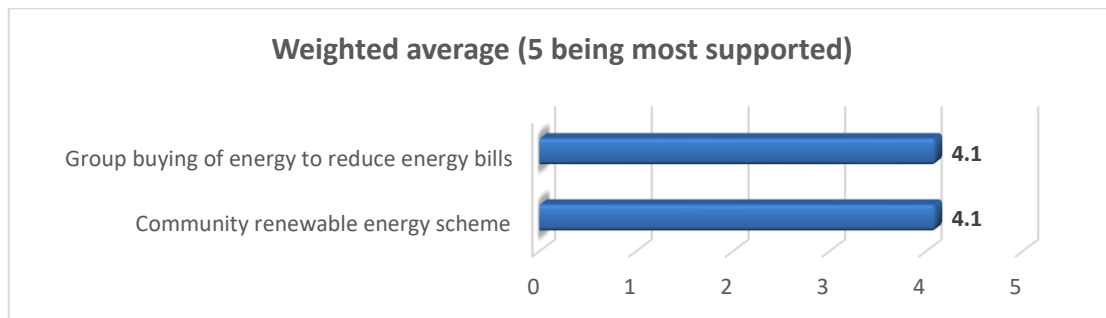
20. How important are the following water-related matters to you, on a scale of 1-5: 1 = not at all important, 5 = very important.

TOTAL RESPONDENTS = 83



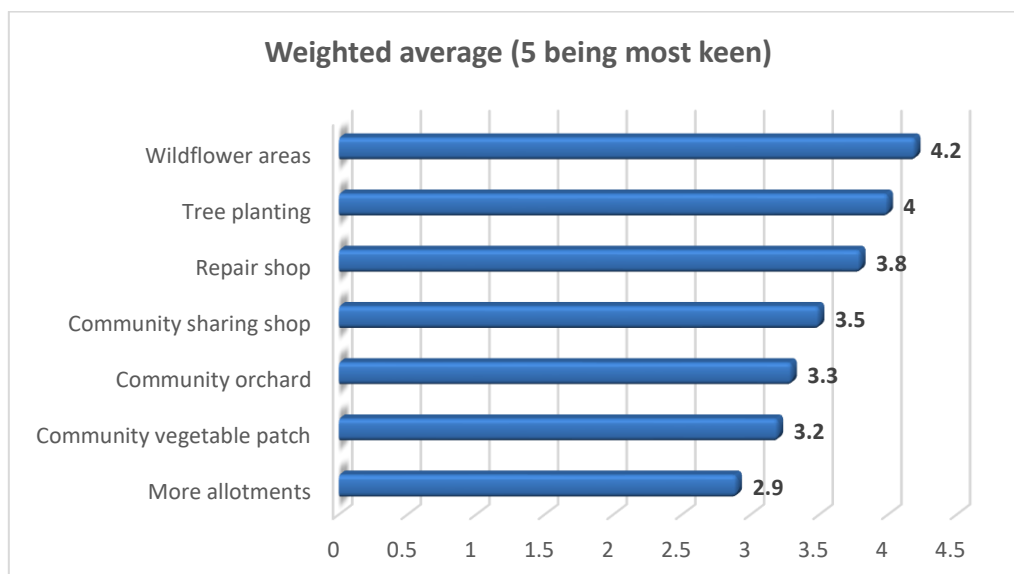
21. How strongly would you support these initiatives for green/cheaper energy in the parish, on a scale of 1-5: 1 = strongly oppose, 5 = fully support.

TOTAL RESPONDENTS = 79



22. If it was possible, how keen would you be to see the following eco-friendly schemes in the parish, on a scale of 1-5: 1 = not at all keen, 5 = very keen.

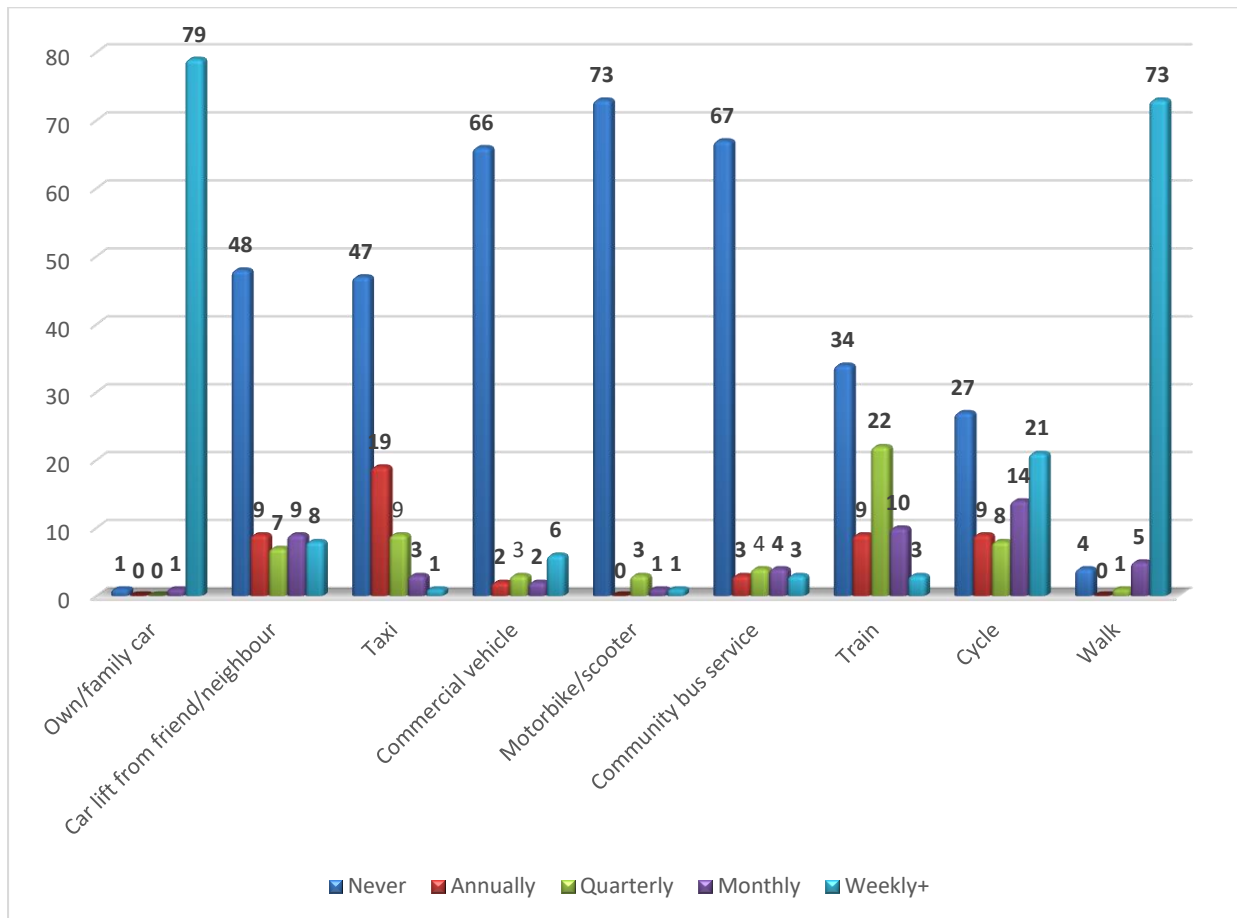
TOTAL RESPONDENTS = 81



PART 4 – ROADS, TRAFFIC, TRANSPORT, AND PERSONAL SAFETY

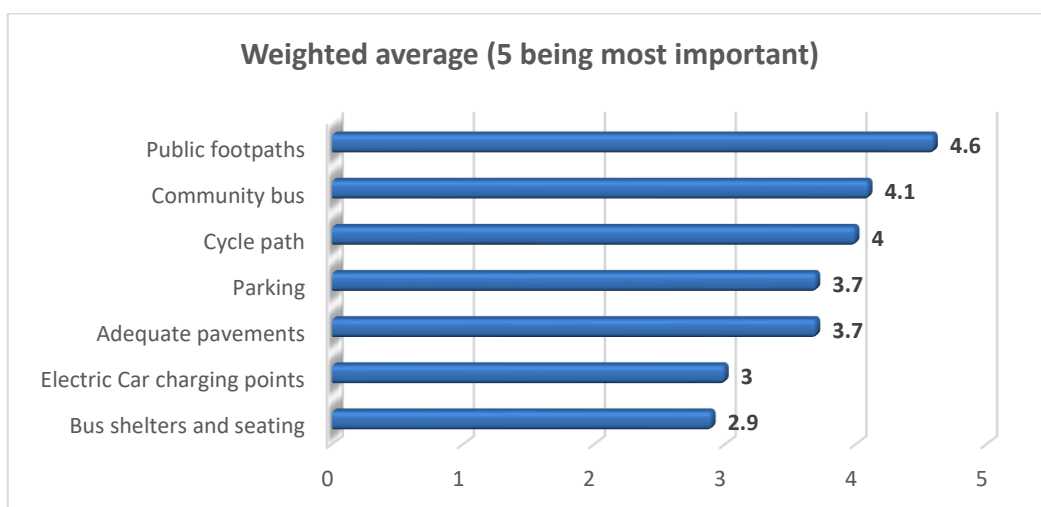
23. How often do you currently use the following modes of transport?

TOTAL RESPONDENTS = 83



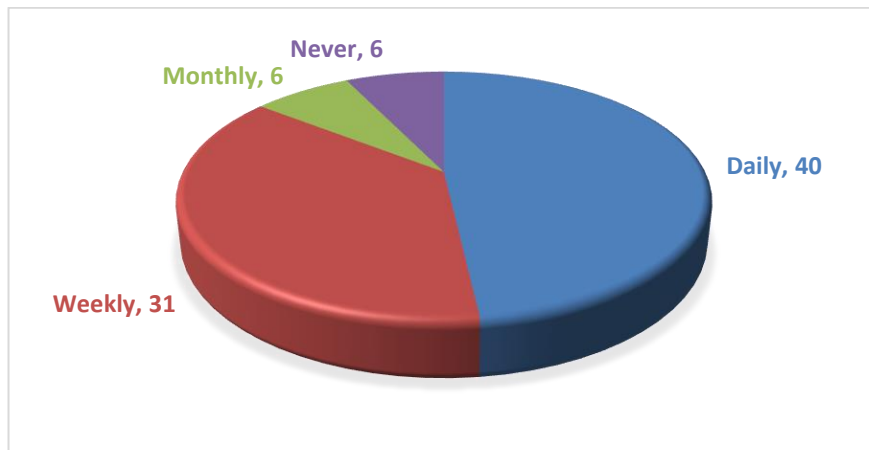
24. How important are the following transport facilities for the parish, on a scale of 1-5: 1 = not at all important, 5 = very important.

TOTAL RESPONDENTS = 82



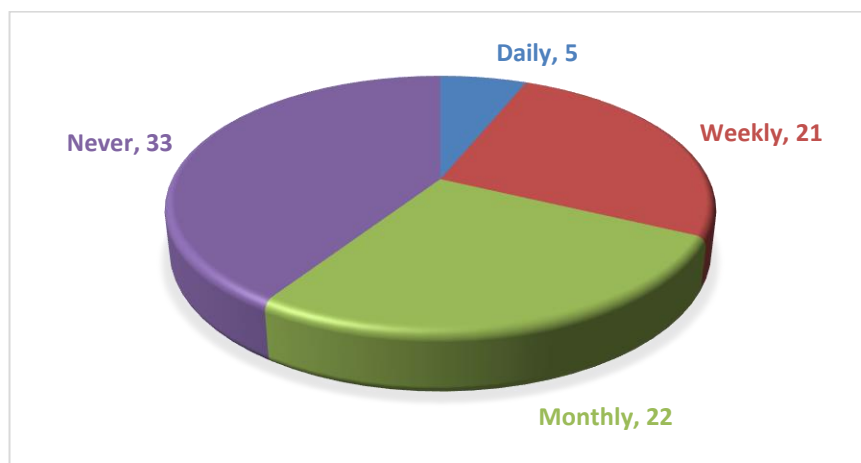
25. How often do you use public footpaths through and around the parish?

TOTAL RESPONDENTS = 83



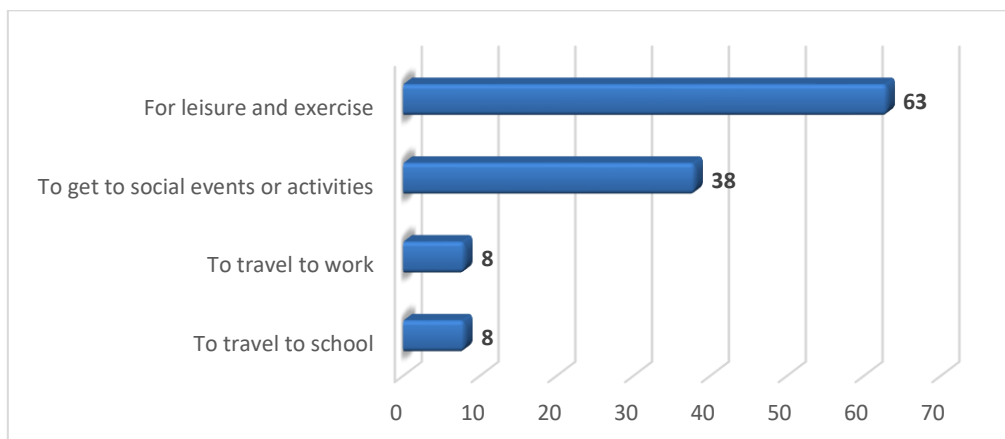
26. How often do you cycle from or around the parish?

TOTAL RESPONDENTS = 81



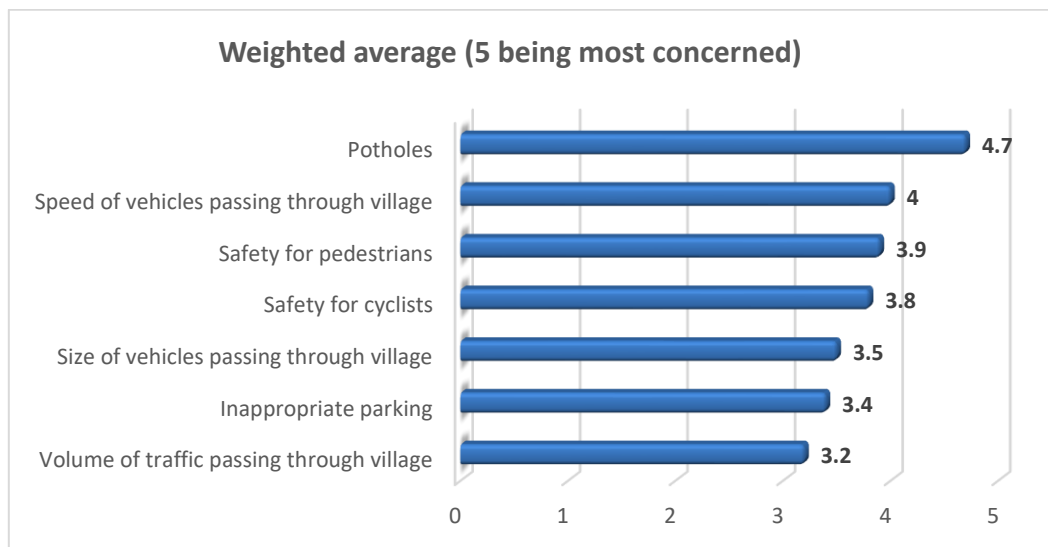
27. If cycle paths were created, which of the following reasons would you use them for?

TOTAL RESPONDENTS = 66



28. How concerned are you with each of the following traffic matters, on a scale of 1-5: 1 = not at all concerned, 5 = very concerned.

TOTAL RESPONDENTS = 82



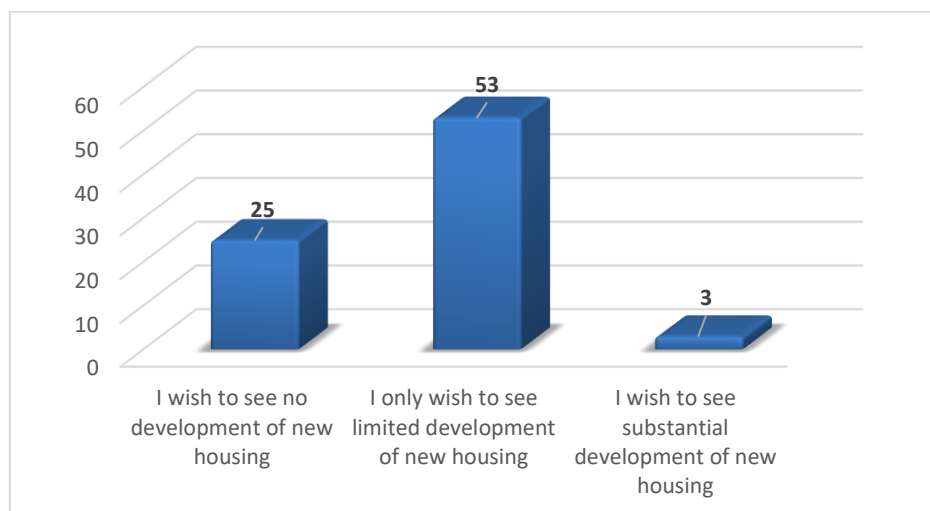
29. Do you have any particular concerns about issues of public safety or crime in the parish?

TOTAL RESPONDENTS = 8

PART 5 – HOUSING AND DEVELOPMENT

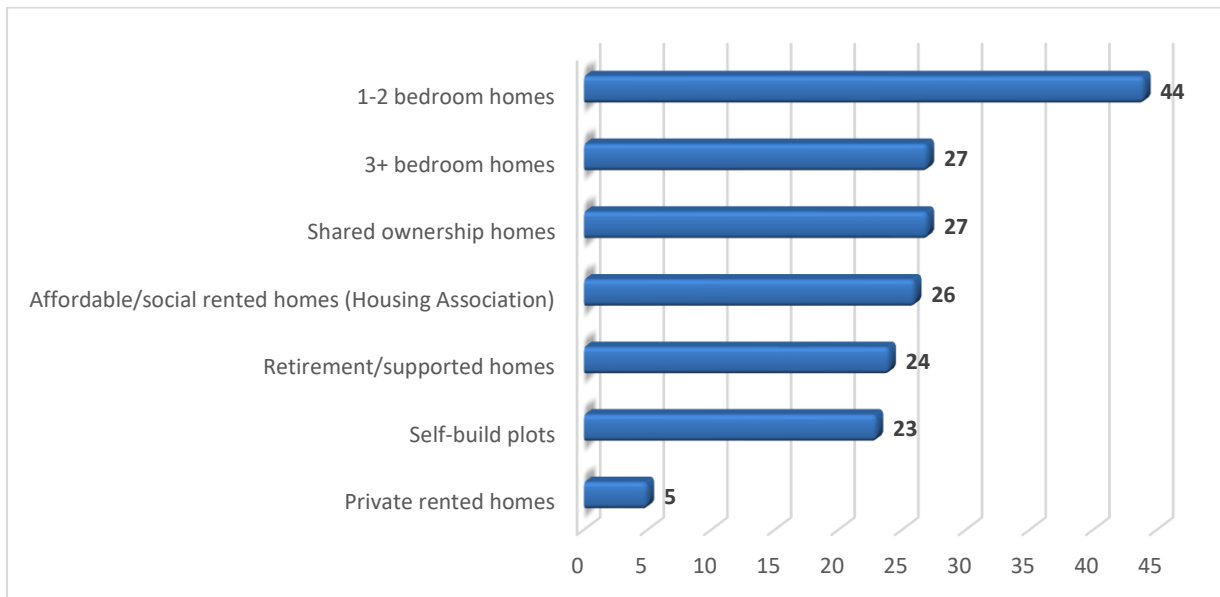
30. Which of the following comes closest to what you would like to see in the parish in the next decade?

TOTAL RESPONDENTS = 81



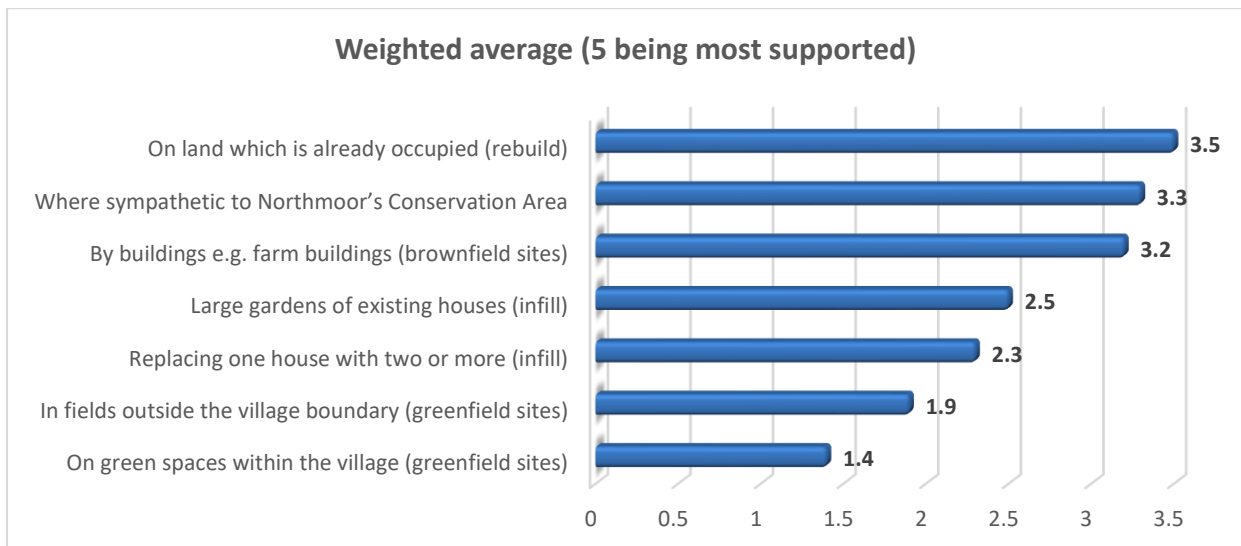
31. If development were to take place, please indicate which type of future housing development in the parish you would support.

TOTAL RESPONDENTS = 75



32. How strongly would you support/oppose future housing development on each of the following types of site in the parish, on a scale of 1-5: 1 = strongly oppose, 5 = fully support.

TOTAL RESPONDENTS = 82



PART 6 – FURTHER COMMENTS, IDEAS, AND OPINIONS

33. If you have any further comments, ideas, and/or opinions, please give them below.

TOTAL RESPONDENTS = 26

Note: Some of these comments have been edited by Community First Oxfordshire for brevity and to maintain confidentiality.

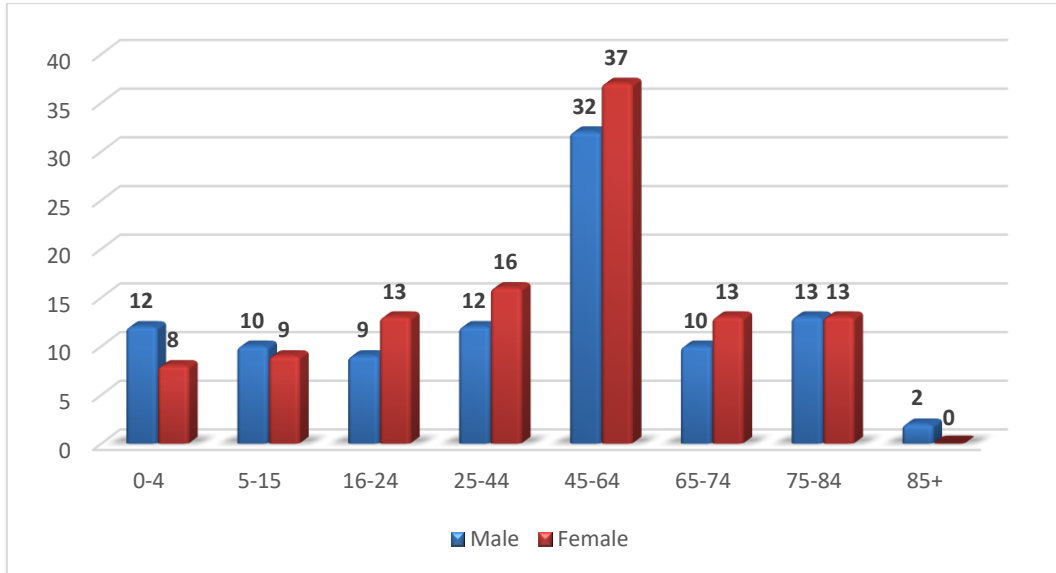
- Northmoor Parish is a great place to live.
- Northmoor is a lovely village with not much that needs improving.
- It is a lovely area to live in.
- I like Northmoor the way it is and would prefer for it to remain as a nice quiet community. I feel many of the ideas in this survey are unrealistic due to the number of villagers and relatively isolated location.
- Having a good mixture of residents in terms of age, very young to very elderly, mixed financial backgrounds, ethnicity and varied social backgrounds, people with different needs, both strengths and weaknesses, leads to a thriving, healthy community with respect for each other.
- The village would benefit from being better connected. Selective housing development to grow the village would bring more people/vibrancy to the village.
- Before any type of housing, the infrastructure needs addressing. Sewage, flooding, and doctors.
- It's really important to have safe access within the parish but also to the immediately adjacent parishes where there are axioms and amenities (unless we have those amenities provided within the parish). Additionally, opportunity for quality (low energy) housing for families. There are probably not a lot of opportunities for new build development where quality of housing could be controlled so perhaps initiatives to encourage low energy retrofits?
- Although I support cycling and walking, I do not want to see verges and hedgerows destroyed to make cycle lanes or footpaths. Passing places need to be maintained and unobstructed. I do not want to see traffic humps in the village, if they are to be used, they should only be at the points the speed limit changes to 30/20 mph, maybe a rumble strip. Humps can damage vehicles or hinder trailers and farm equipment.
- Improvements to the village facilities can bring more visitors/traffic which our roads cannot sustain. This in turn causes more driving on verges and little consideration for pedestrians, other road users, their property etc. Concerned about new enterprises popping up in the village and their impact on the above also. Northmoor is fundamentally a rural village and making lots of facility changes which may cause many more visitors could change the village drastically.
- I strongly think that the village should be 30mph limit from Park Farmhouses right through to the other end of the village and down Moreton Lane.

- Possible to do wildflower verges and lower the speed in Northmoor to 20mph.
- Pavements along the fast national speed limit sections, particularly towards Standlake, should be prioritised.
- A way to cross the river at the Ferryman would be fantastic as it would make Oxford somewhere that you could easily cycle to. Also, negotiations with the landowner between Northmoor lock and Appleton so that it is acceptable to cycle on the road between them.
- Footpaths around lakes that have been fenced off are awful for stinging nettles. Would be better if they were accessible when stingers are out. Bridges over allotment and adjoining are too narrow for prams.
- This survey assumes people have a car or walk to events - I do not have a car and cannot walk from Thameside Court to the Village Hall. It would be helpful if the organisers asked if people needed a lift to any event - I cannot always ask a neighbour.
- PC notifications should be made available to every resident.
- We feel very lucky to live in an amazing village with such great community spirit... there is a reluctance for people to put themselves forwards for the roles.
- It would be lovely to have more people regularly involved in organising events/things in the community.
- Born and lived in the village most of my life and there has always been water in the ditch until now. Would the council look into this problem and find who/what is holding the water back.
- The water issue is large. I want the sewers sorted out and the Brook glowing again.
- Our somewhat negative views on new housing development are influenced by the fact that Northmoor is in the floodplain and that the existing sewage infrastructure is already overloaded.
- Complete Phase 3 of Northmoor Village Hall to make the Hall sustainable economically and used through more of the day.
- We need a bus to return us to the village. At the moment it doesn't.
- What has happened to the village fete?
- Intrigued by the idea of a hill.

PART 7 – BACKGROUND INFORMATION

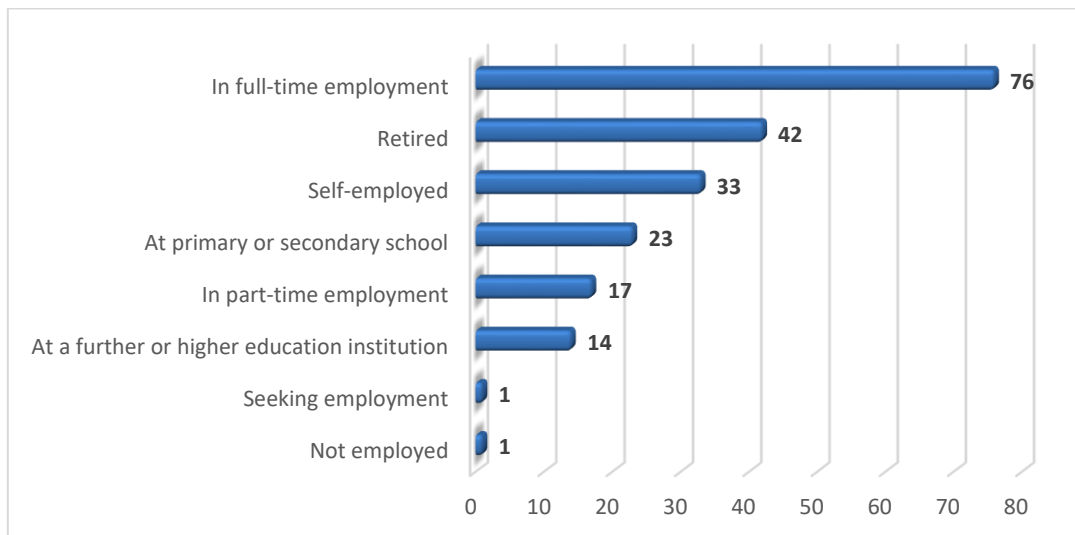
34. How many people of each age group live in your household.

TOTAL RESPONDENTS = 77



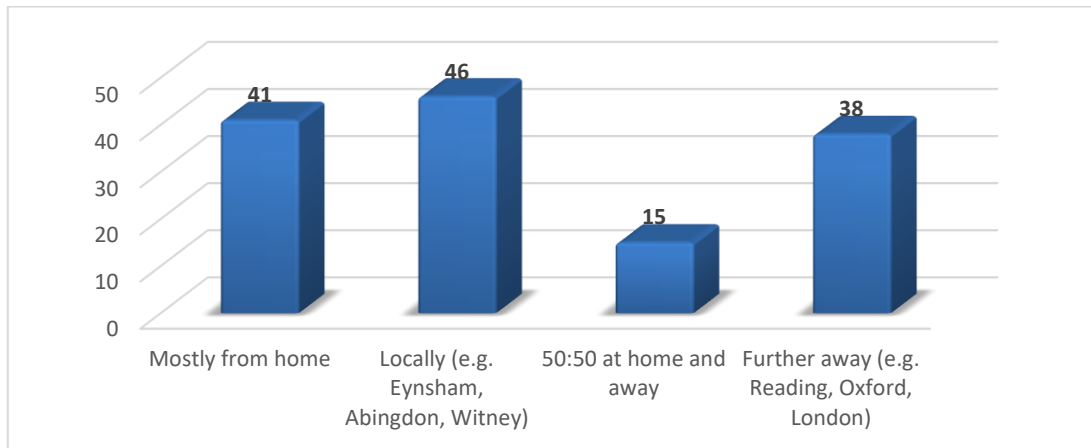
35. Which of the following best describes you and the members of your household?

TOTAL RESPONDENTS = 71



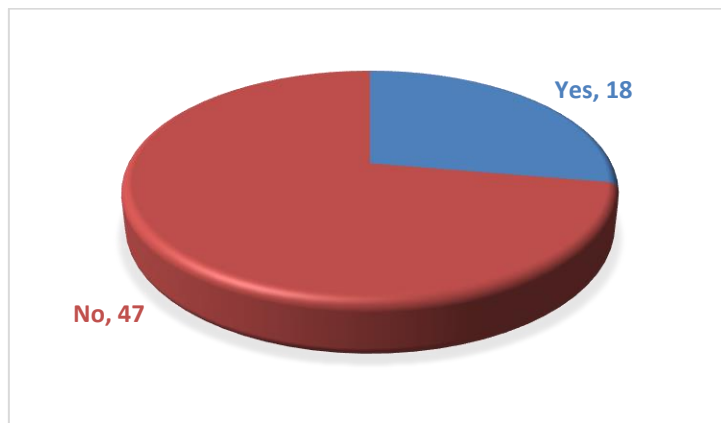
36. Where do people in your household work, study, or volunteer?

TOTAL RESPONDENTS = 54



37. Do any members of your household have a long-term health condition that impacts on your day to day life?

TOTAL RESPONDENTS = 65



38. If members of your household do have a long-term health condition, and they have comments or suggestions for facilities/activities, please write them here.

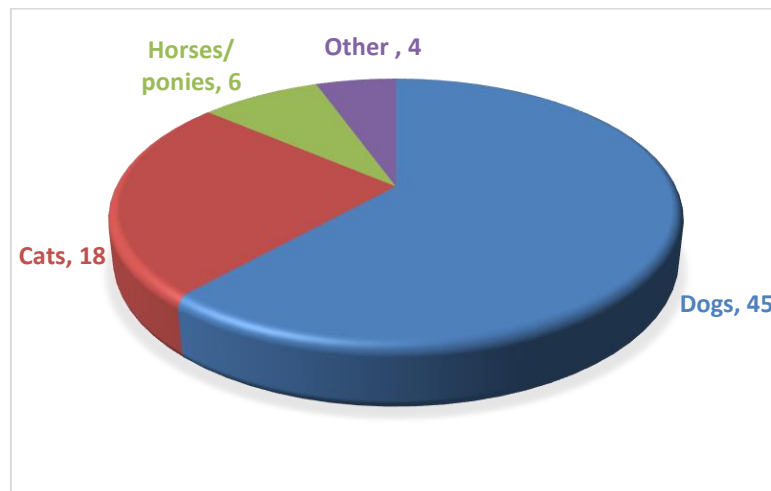
TOTAL RESPONDENTS = 2

Note: these comments have been edited to maintain confidentiality

Comments: 2 respondents, 2 total comments			
Would be good to have gentle exercises aimed at 65+	1	Need to make sure that the views of vulnerable and disabled residents are taken into account.	1

39. Do you have any pets in your household?

TOTAL RESPONDENTS = 52

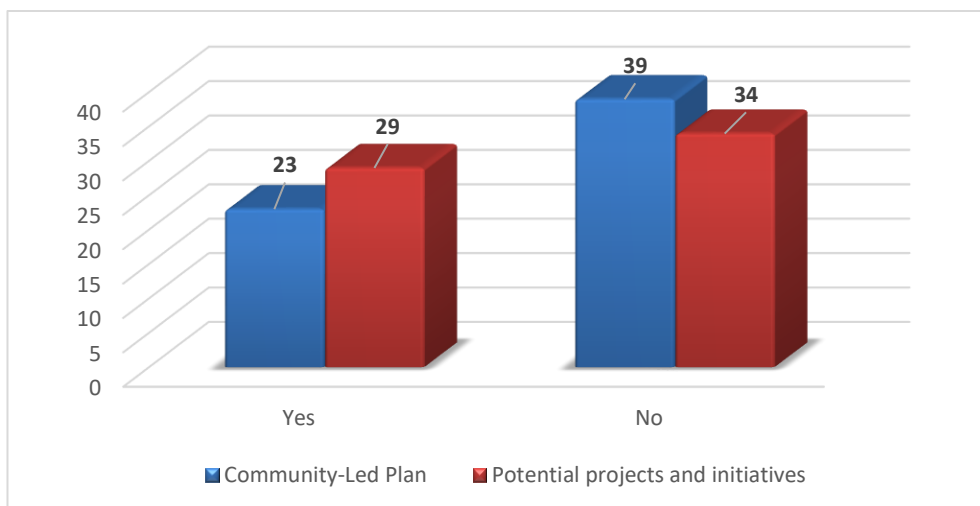


Other: chickens; guinea fowl; ducks/hens/geese/tortoise

PART 8 – GETTING INVOLVED WITH THE COMMUNITY PLAN

40. Please let us know if you would like to help out with the Community-led Plan and/or potential projects and initiatives related to topics covered in this survey?

TOTAL RESPONDENTS = 66



41. If you answered yes to Q40 please give your contact details.

TOTAL RESPONDENTS = 24